

Model 200 Hand-Held Valve Dispensing Systems

The Dymax Model 200 is a manually controlled dispensing system. Accurate dispensing is achieved through the use of a unique normally-closed, hand-held diaphragm valve. The diaphragm valve is designed with a wand-style body to make it more ergonomic for users. Dymax hand-held dispensing systems can be used for a variety of applications including dot, bead, and potting applications.

Special Features of the Dispensing System

Dymax hand-held fluid dispensing systems are engineered for optimal performance and long service life. Key features include:







- Compatibility with Dymax packages of UV light-curable adhesives, epoxy resins, cyanoacrylates, and activator-cured adhesives
- High-quality, light-blocking polyethylene fluid tubing in two sizes - $\frac{3}{8}$ " OD for maximum flow and $\frac{1}{4}$ " OD to provide flexibility for easy handling
- High-quality, air precision regulator supplied for precise fluid control
- Air filter regulator includes an integrated shutoff valve and pressure exhaust to quickly and safely depressurize the system, eliminating the need for the operator to open and close the regulator
- Easy-to-open, swing-down toggles on the bottle and pail reservoir

Systems Include:

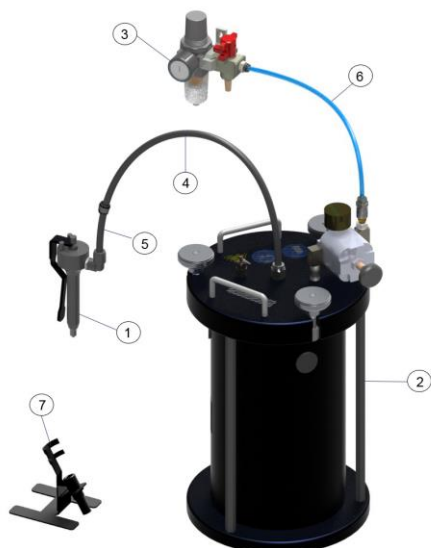
Handheld Dispensing Valve	Dispensing Valve Stand
Air Filter/Regulator - 0-100 psi (0-6.9 bar)	Air Line Kit - $\frac{1}{4}$ " (6.3 mm) OD tubing
Fluid Line Kit - 6 ft of Black $\frac{3}{8}$ " (9.5 mm) OD tubing	Air Line Kit - $\frac{1}{4}$ " (6.3 mm) OD tubing with fitting on one end
Fluid Line Kit - 6 ft of Black $\frac{1}{4}$ " (6.3 mm) OD tubing and $\frac{3}{8}$ " - $\frac{1}{4}$ " (9.5 mm - 6.3 mm) reducer and two $\frac{3}{8}$ " - $\frac{1}{4}$ " (9.5 mm - 6.3 mm) stem fitting inserts	Air Precision Regulator - Includes three Pressure Gauges (0-30 psi, 0-60 psi, & 0-100 psi) (0-2 bar, 0-4.1 bar, & 0-6.9 bar)
Selected Reservoir	

Select System Based on Fluid Package Used

Select system part number in **red** from table.

	No Reservoir	Cartridge Drop-In			Large Bottle Drop-In	Pail Drop-In
		6 oz [160 mL]	12 oz [300 mL]	20 oz [550 mL]	Up to 1 Gallon	Up to 15 Liter Straight or Taper
						
	T20050	T20065	T20085	T20105	T20145	T20165

Representative Model 200 Dispensing System (T20145 with Bottle Reservoir Shown Below)

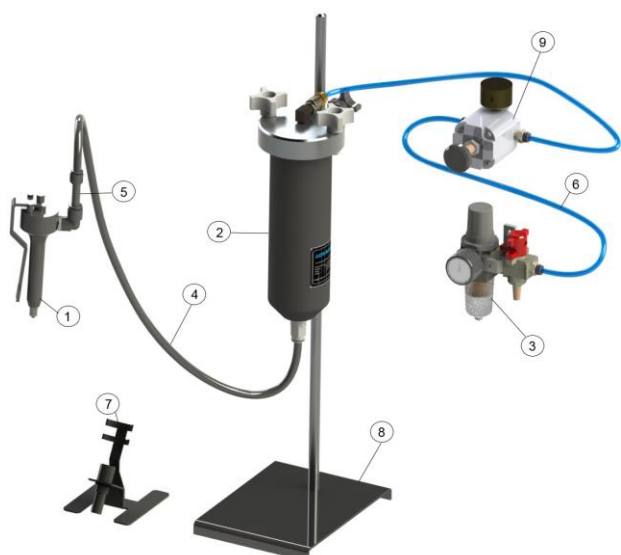


Item	Part Number	Description
1	T15218	Model 200 Diaphragm Valve
2	T17004	Bottle Drop-In Tank Assembly - with High-Precision Regulator
3	T16307	Filter Regulator
4	T16787	6 FT of Fluid Line Kit - Black 3/8" OD PE
5	T16793	6 FT of Fluid Line Kit - Black 1/4" OD PE
6	T16789	Reservoir Airline Kit
7	T15466	Valve Stand

System Specifications

Compressed Air Supply	80 to 100 psi (5.5 to 6.9 bar)
-----------------------	--------------------------------

Representative Model 200 Dispensing System (T20105 with Cartridge Reservoir Shown Below)



Item	Part Number	Description
1	T15218	Model 200 Diaphragm Valve
2	T15223	550 mL (20 oz) Reservoir
3	T16307	Filter Regulator
4	T16787	6 FT of Fluid Line Kit - Black 3/8" OD PE
5	T16793	6 FT of Fluid Line Kit - Black 1/4" OD PE
6	T16789	Reservoir Airline Kit
7	T15466	Valve Stand
8	T15279	24" Lab Stand
9	T16629	High-Precision Regulator

System Specifications

Compressed Air Supply	80 to 100 psi (5.5 to 6.9 bar)
-----------------------	--------------------------------



© 2011-2012 Dymax Corporation. All rights reserved. All trademarks in this bulletin, except where noted, are the property of, or used under license by Dymax Corporation, U.S.A.

Please note that most dispensing system applications are unique. Dymax Europe GmbH does not warrant the fitness of the product for the intended application. Any warranty applicable to products, its application and use is strictly limited to that contained in Dymax Europe GmbH's General Terms and Conditions of Sale published on our homepage www.dymax.com/de/pdf/dymax_europe_general_terms_and_conditions_of_sale.pdf. Dymax Europe GmbH does not assume any responsibility for test or performance results obtained by users. It is the user's responsibility to determine the suitability for the product application and purposes and the suitability for use in the user's intended manufacturing apparatus and methods. The user should adopt such precautions and use guidelines as may be reasonably advisable or necessary for the protection of property and persons. Nothing in this bulletin shall act as a representation that the product use or application will not infringe a patent owned by someone other than Dymax Corporation or act as a grant of license under any Dymax Corporation Patent. Dymax Europe GmbH recommends that each user adequately test its proposed use and application of the products before actual repetitive use, using the data contained in this bulletin as a general guide.

PB002EU 07/26/2011

Dymax Corporation
860.482.1010 | info@dymax.com | www.dymax.com

Dymax Europe GmbH
+49 (0) 611.962.7900 | info_de@dymax.com | www.dymax.de

Dymax Engineering Adhesives Ireland Ltd.
+353.1.231.4696 | info_ie@dymax.com | www.dymax.ie

Dymax Oligomers & Coatings
860.626.7006 | info_oc@dymax.com | www.dymax-oc.com

Dymax UV Adhesives & Equipment (Shanghai) Co. Ltd.
+86.21.37285759 | dymaxasia@dymax.com | www.dymax.com.cn

Dymax UV Adhesives & Equipment (Shenzhen) Co. Ltd.
+86.755.83485759 | dymaxasia@dymax.com | www.dymax.com.cn

Dymax Asia (H.K.) Limited
+852.2460.7038 | dymaxasia@dymax.com | www.dymax.com.cn

Dymax Asia Pacific Pte. Ltd.
+65.6752.2887 | info_ap@dymax.com | www.dymax-ap.com

Dymax Korea LLC
+82.2.784.3434 | info_kr@dymax.com | www.dymax.com/kr