



Model 775

Spool Valve Dispensing Systems

- Ideal for medium- to high-viscosity fluids
- Adjustable suck-back provides a crisp, clean shut-off of materials eliminating droplets and skinning-over at the end of the dispense tip
- Available with Teflon® or Viton® seals
- Adjustable flow control with lock provides accurate dispensing in shots from 0.01 mL to 50 mL
- Adjustable flow control is lockable, preventing drifting or tampering
- Compatible with most standard fluid packages and delivery systems
- Lightweight, easy-to-handle and mount in automated or bench-top systems

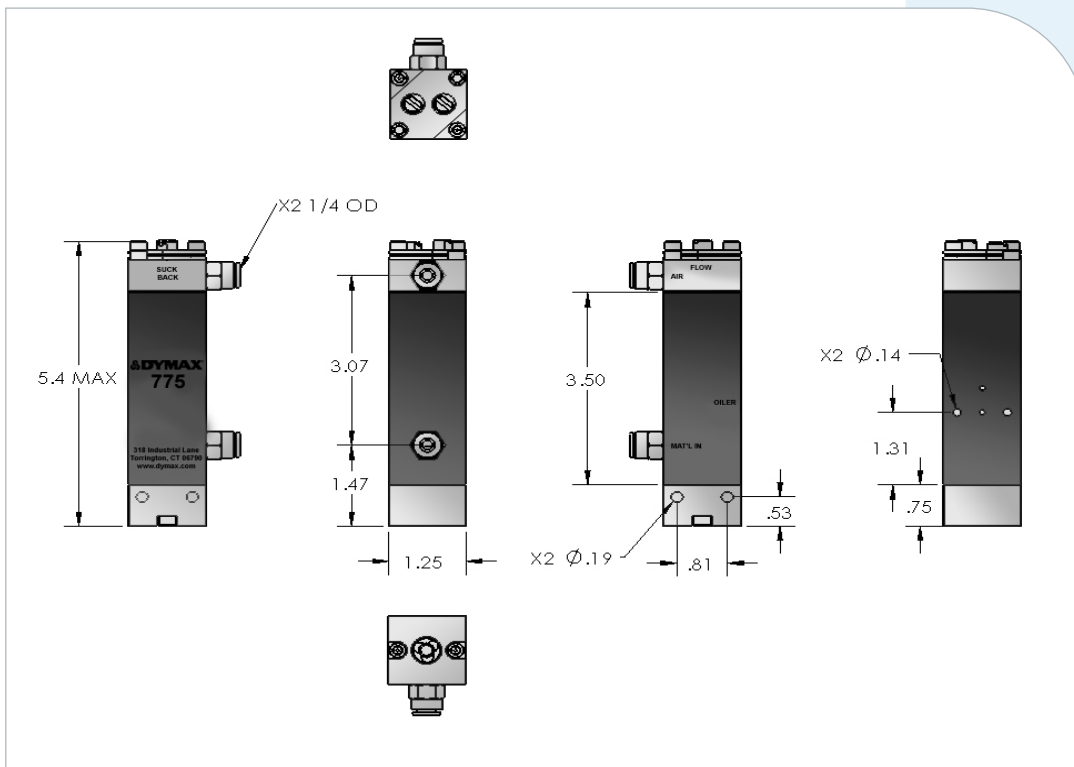
The Model 775 is a pneumatically operated spool valve that is designed to accurately dispense a variety of medium- to high-viscosity fluids. The valve's accuracy comes from two main features, its suck-back control and adjustable flow control. The suck-back feature greatly increases accuracy and repeatability when dispensing materials. Having control over the amount of suck-back assures consistent, stringless dispensing of tackier materials, and prevents droplets from remaining on the dispense nozzle when using lower viscosity materials. The valve's other key feature, adjustable flow control, gives users the ability to have complete control over the amount of material dispensed. The 775 valve can dispense volumes as little as 0.01 mL and as large as 50 mL.

The Model 775 dispensing valve is ideally suited to automated applications, but can also be paired with the Dymax DVC-345 Digital Valve Controller and a material reservoir to create a bench-top dispensing system.

Specifications

Specifications	
Valve Type	Modified spool valve with suck-back controls
Construction Materials	Stainless steel, hard-coated and anodized aluminum, Teflon, Viton
Operating Air Pressure	60-80 psi [4.14 - 5.51 bar]
Activation	Valve controller or 3-way solenoid valve
Maximum Fluid Pressure	700 psi (48 bar) with Teflon seals / 300 psi (21 bar) with Viton seals
Maximum Operating Temperature	400°F (204°C)
Free Flow Orifice	0.22" diameter
Dimensions (W x H x D)	1.25" x 5.42" x 1.25" [3.18 cm x 13.77 cm x 3.18 cm]
Weight	14 oz [397 g]
Unit Warranty	1 year from purchase date






Figure 1. Model 775 Dimensions




Available System Packages

Systems Include:

- Model 775 Spool Valve
- Selected Reservoir for Fluid Package Used
- DVC-345 Digital Valve Controller
- Air Filter/Regulator - 0-100 psi (0-6.9 bar)
- Controller Air Line Kit
- Fluid Line Kits, 3/8" and 1/4" OD
- Valve Stand and Mounting Assembly
- Reservoir Air Line Kit
- Dispense Tip Kit
- Air Precision Regulator - Includes three pressure gauges:
 - 0-30 psi (0-2 bar) for very low- to medium-viscosity materials
 - 0-60 psi (0-4.1 bar) for medium-viscosity materials
 - 0-100 psi (0-6.9 bar) for high-viscosity materials


System Part Numbers Based on Fluid Package Used								
Valve Only	Complete System Without Reservoir	Cartridge Drop-In			Large Bottle Drop-In	Mini-Ram Pump	Pail Drop-In	
		6 oz [160 mL]	12 oz [300 mL]	20 oz [550 mL]	Up to 1 Gallon	Up to 3.8 Liters	Up to 15 Liters Straight or Taper	
								
Model 775 with Teflon® seals, 1/4" NPT	T15853	T17855	T17755	T17756	T17757	T17758	-	T17759
Model 775 with Teflon seals, 1/4 - 28 NPT	T15855	-	T17760	T17761	T17762	T17763	T17857	T17764
Model 775 with Viton® seals, 1/4" NPT*	T15859	-	-	-	-	-	-	-

*Viton seals are not compatible with UV-curable adhesives



6 oz (160 mL) 12 oz (300 mL) 20 oz (550 mL)

Cartridge Drop-In Reservoirs



Bottle Drop-In Reservoir



Mini Ram Pump



Pail Drop-In Reservoir



www.dymax.com

Americas

USA | +1.860.482.1010 | info@dymax.com

Europe

Germany | +49 611.962.7900 | info_de@dymax.com
Ireland | +353 21.237.3016 | info_ie@dymax.com

Asia

Singapore | +65.67522887 | info_ap@dymax.com
Shanghai | +86.21.37285759 | dymaxasia@dymax.com
Shenzhen | +86.755.83485759 | dymaxasia@dymax.com
Hong Kong | +852.2460.7038 | dymaxasia@dymax.com
Korea | +82.31.608.3434 | info_kr@dymax.com

©2012-2020 Dymax Corporation. All rights reserved. All trademarks in this guide, except where noted, are the property of, or used under license by, Dymax Corporation, U.S.A.

Technical data provided is of a general nature and is based on laboratory test conditions. Dymax Europe GmbH does not warrant the data contained in this bulletin. Any warranty applicable to products, its application and use is strictly limited to that contained in Dymax Europe GmbH's General Terms and Conditions of Sale published on our website. Dymax Europe GmbH does not assume any responsibility for test or performance results obtained by users. It is the user's responsibility to determine the suitability for the product application and purposes and the suitability for use in the user's intended manufacturing apparatus and methods. The user should adopt such precautions and use guidelines as may be reasonably advisable or necessary for the protection of property and persons. Nothing in this bulletin shall act as a representation that the product use or application will not infringe a patent owned by someone other than Dymax Corporation or act as a grant of license under any Dymax Corporation Patent. Dymax Europe GmbH recommends that each user adequately test its proposed use and application of the products before actual repetitive use, using the data contained in this bulletin as a general guide.

PB021EU 9/12/2012